

WELCOME

CLASS OF

2022!



This PowerPoint was shared with all Seniors on Aug. 16th via a TEAMS meeting with their counselor to discuss:

- ❖ Future planning
- ❖ College Applications
- ❖ Sending Transcripts
- ❖ Sending Test Scores
- ❖ Recommendations
- ❖ Scholarship search

THAT'S GREAT, BUT I HAVEN'T EVEN THOUGHT ABOUT THIS YET!

- ❖ It's time to make some decisions.
- ❖ Technical College? 2-Year College? 4-Year College?
- ❖ Safety School? Stretch School? What's the difference?
- ❖ What if I'm not going to college? Do I need to be here today listening to you?

AUGUST & SEPTEMBER

- Finalize your application list and start applying!
 - ❖ Visit College Campuses (if you haven't already)
 - ❖ Register for the ACT or SAT, if necessary
- Determine your method of application:
 - ❖ Early Action
 - ❖ Regular Decision
- Organize Application Materials
- Begin Scholarship Search
- View our College Visit Calendar on the website

OCTOBER, NOVEMBER, DECEMBER

- Continue working on your applications
 - ❖ Check the college websites for what each college requires
 - ❖ Send Test Scores—you are responsible for sending these
 - ❖ Ask teachers for letters of recommendation, if required
 - ❖ Write Essays, if required
- NCAA/NAIA—first application for athletes (Div 1 and Div 2)
- Send your applications by Winter Break, unless. . .
 1. You're applying Early Action—then apply by Oct. 1
 2. Your college has a deadline in late winter or spring and you want to work on your grades 1st semester before sending your transcript

Have your parents attend Financial Aid Night

Sept. 16th @ 6:30 in theater

JANUARY & FEBRUARY

- All males must register with the Selective Service when they turn 18 (sss.gov)
- Continue to search for colleges
- Continue searching for scholarships on our website and other available websites
- If you have been accepted and plan on attending, please stop by Student Services and let Mrs. Poletti know for our records.

MARCH & APRIL for the College Bound

- Receive acceptance letters from colleges
- Receive financial aid package from colleges
- Decide which school you plan to attend

MARCH & APRIL

for the Non-College Bound

- Going into the Military? Make final arrangements with your recruiter
- Working after High School? Start looking for a job—or a BETTER job. Attend Career Fairs!
- Taking a year off before starting college? Check with your college about deferring your enrollment. Many will let you apply now and will notify you of your acceptance but allow you to begin the following academic year.

MAY

- By May 1 you must let your college know that you plan to accept their offer of admission
- After May 1, colleges assume you plan to attend a different school and start offering admission to their “wait list” students
- If you change your mind after May 1, there may not be room for you at the college
- Notify Student Services where you will be attending

COMPLETING THE APPLICATION

- Online Application is preferred
- Paper Application can be downloaded
- Should I waive my rights to view recommendations? What does this mean?
- Apply through www.gafutures.org; some schools may use Common App, Coalition App, or Send Edu

Request transcripts for In-state colleges

Go To

GAutures
Explore. Plan. Succeed.

Welcome Kristie

Creekview High School

Sign Out

Help ?



My Transcript

My Transcript Request

This functionality is available only for the High school students.

Where would you like to send your transcripts?

Please select
Abraham Baldwin Agricultural College
Agnes Scott College
Albany State University

If not displayed, please enter the social security number (no dashes)"

••••

I acknowledge that I have read and accept the [Terms of Use](#) and [Privacy Policy](#) of this website and its affiliates including as it relates to my transcripts.

Send

Request transcripts for Out-of-State colleges

- Create an account on www.parchment.com
- Use your personal email
- There is NOT a registration code
- There is a \$5.65 fee
- This link can also be found under the “Student Services” icon by clicking on **Request your Transcript**

Check your HOPE GPA from this site

GAfutures

Explore. Plan. Succeed.

Welcome Kristie
Creekview High School

Sign Out

Help ?



- Profile
- Messages
- My Transcript
- My HOPE GPA
- Admin

Messages

- No recent Messages





Profile

Student Resumé

(Page 1—front and back)

- Fill out completely and legibly
- Be specific
- Give information that sets you apart from other applicants

 **STUDENT RESUMÉ** 

The Student Resumé is recommended of all Seniors for use by faculty and staff for recommendations, nominations, scholarship opportunities, etc. These should be returned to your counselor. Ask a teacher to fill out the last page and have them turn it in to your counselor.

Name: _____ DOB: _____
Email: _____ Cell#: _____

PERSONAL PROFILE

Post-Secondary Plans/Career Goal:

I am applying to the following colleges (list by order of preference):

1. _____ 3. _____ 5. _____
2. _____ 4. _____ 6. _____

Describe an academic experience which has been a highlight in your CVHS years (a teacher, a class, a paper, a project, a book, etc.):

How have you spent the last three summers?

3 adjectives that describe you best: _____

The one thing that makes you unique among Creekview students is:

What volunteer/community service work have you participated in while in high school?

RESUMÉ

(Page 2)

CLASSROOM TEACHER FEEDBACK FORM:

This form is to be completed by a classroom teacher who knows you well and then given to the guidance counselor **ONLY** if a written recommendation from the counselor is required.

THE FOLLOWING INFORMATION IS FOR GUIDANCE USE ONLY. These forms are not sent to colleges and/or universities.

To be completed by student:

Student's Name _____ Name of Teacher _____

Please return this form to my counselor _____ on or before _____
(Students please remember a two week notice is required.)

Directions to Teacher: Please complete this form and return it to the counselor above by the date listed.

1. What 4 adjectives come to mind when you think of this student?

2. What do you feel is this student's strongest classroom ability?

3. What makes this student stand out as unique from others you have taught? Please put on the back of this form.
4. On the back, please give one anecdotal example that would characterize this student. (very important)

Intellectual Ability; Character and Personality

In making the following ratings please keep in mind that they will be used to compare this student with other very able students. Please make them as realistically as you can in comparison with your college preparatory students.

ACADEMIC RATINGS	Below Average	Good or Average	Excellent (Very strong student)	Out-standing	One of the top few in my career	No Basis For Judgment
Academic Potential						
Academic Achievement						
Participation in class						
Intellectual Risk-Taking						
Personal Initiative						
Leadership						
Self-Confidence						
Concern for Others						
Ability to interact with different groups						
Emotional Maturity						
Reactions to Setbacks						
Respect of Faculty						

I recommend this student: (Please circle) Not recommend Moderately Strongly Enthusiastically

- Use this page for teacher feedback to be given to your counselor.
- Fill out the top part before giving it to a teacher
- Choose a teacher you know well, ask them to fill it out and return it to your counselor

SENDING TEST SCORES

- www.collegeboard.org for SAT/AP scores
- www.actstudent.org for ACT scores
- You can find these links on the Student Services website

LETTERS OF RECOMMENDATION

Teacher/Counselor Recommendation

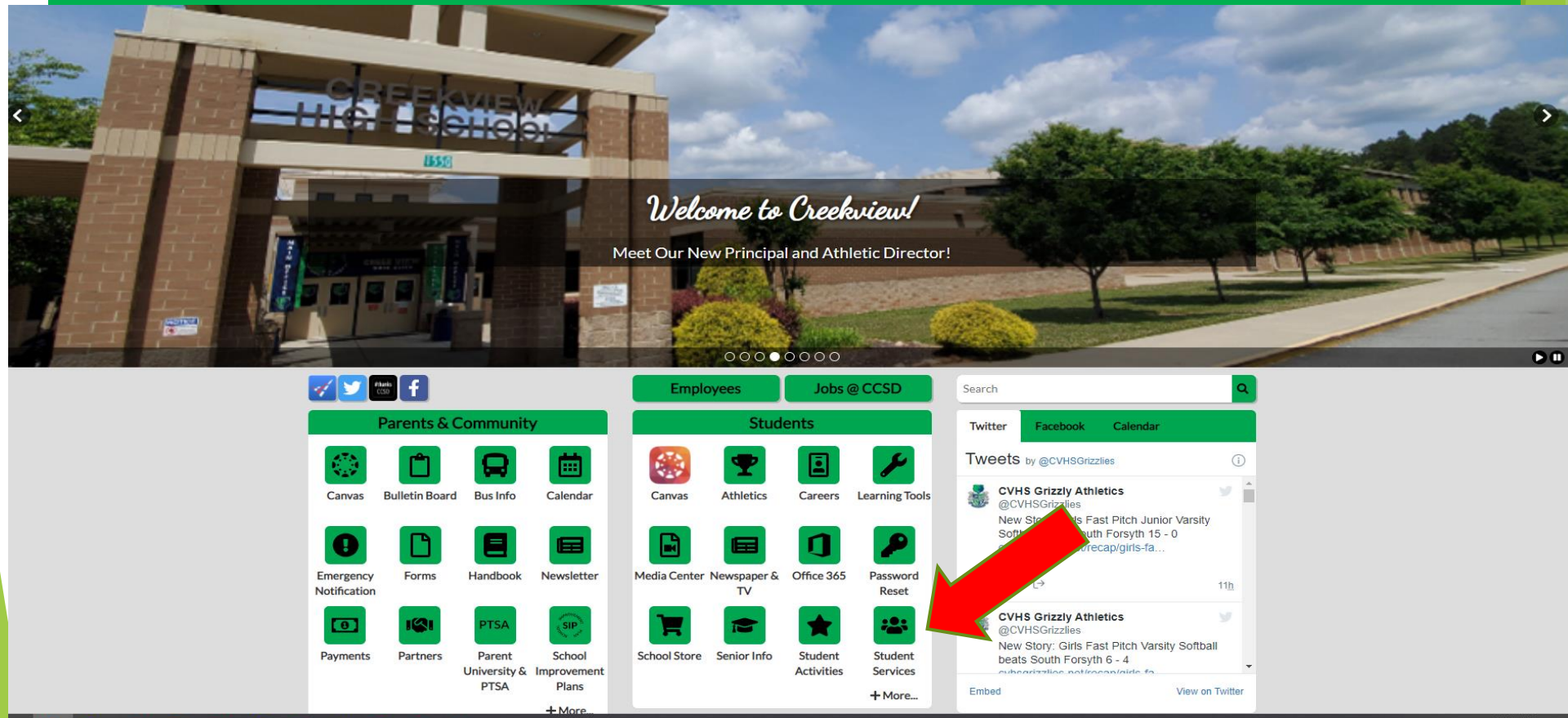
- If there is an option for a recommendation to be sent electronically, then this is your best bet
- If not, give recommenders the form and stamped/addressed envelope with a deadline to send
- ALWAYS give your recommenders 2 weeks notice
- Recommenders ARE NOT required to write you a recommendation, so always ASK them if they will write you a recommendation
- The purpose of the teacher recommendation is to explain your skills in that teacher's class; counselor's verify your GPA, rank, courses taken, etc.

LETTERS OF RECOMMENDATION

Counselor Recommendation

- Complete the Student Resumé form and give it to your counselor 2 weeks in advance
- The purpose of the counselor recommendation is more global—includes extracurricular, as well as academics—and validates what you have included in your application

How do I search for scholarships?



Go to our website, click on the Student Services App. Scroll to bottom for Scholarships

FINDING SCHOLARSHIPS

Local Scholarships are posted on our website as we receive them.

Other scholarship/financial aid resources are listed.

Some useful websites:

- www.fastweb.com
- www.scholarships.com
- www.myscholly.com

Make an Appointment

See your counselor when you have questions about the College Application process!

A–D: Mrs. Killen christine.killen@cherokeek12.net

E–K: Mrs. Sikes kristie.sikes@cherokeek12.net

L–Rn: Dr. Means russ.means@cherokeek12.net

Ro–Z: Mrs. Jensen danielle.Jensen@cherokeek12.net

Email us at anytime!