



What is i-Ready?


i-Ready is an interactive online learning environment designed to assess students and provide individualized instruction based on each one's unique needs. Your child will be using materials from the Ready i-Ready Program this year in math.

Home Access Instructions for i-Ready

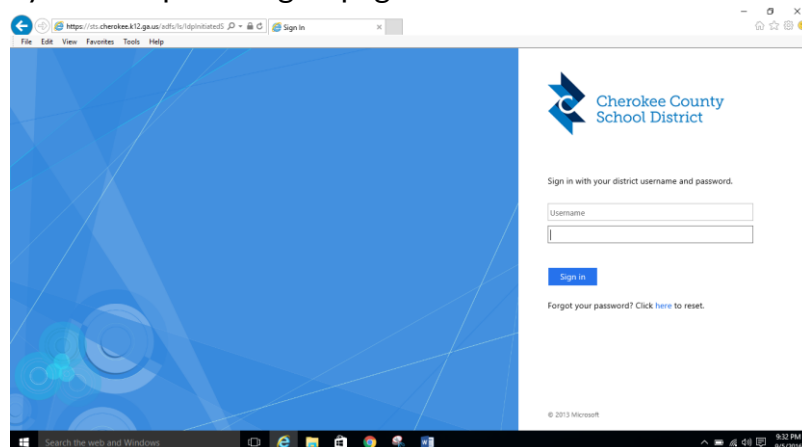
1. Open Internet Explorer.
2. Go to your school's website.
3. Select the i-Ready icon in the students' box of apps.

(If you want the address, it is

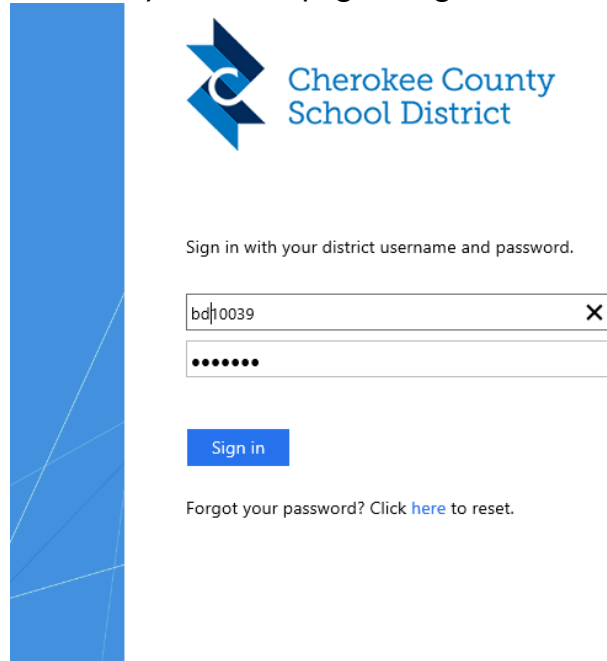
[https://sts.cherokee.k12.ga.us/adfs/ls/IdpInitiatedSignOn.aspxLoginToRp=https://sso.i-ready.com.\)](https://sts.cherokee.k12.ga.us/adfs/ls/IdpInitiatedSignOn.aspxLoginToRp=https://sso.i-ready.com.)



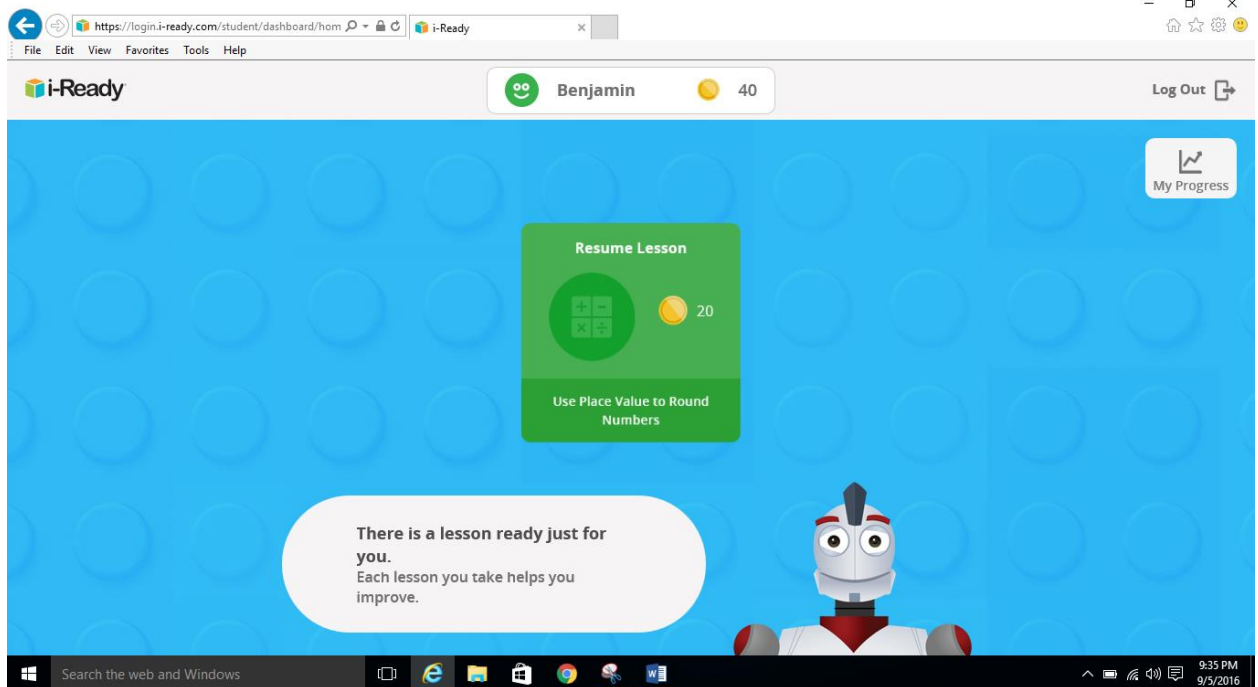
4. This will take you to a special log-in page.



5. Students will log into i-Ready from this page using their CCSD Network Log-in.



6. Select SIGN IN, and it will take your child directly to his/her i-Ready page.



How can I help my child get the most out of i-Ready?

- Talk with your child about how using *i-Ready* at home will help him/her prepare for class work. (It will also show teachers where he/she is doing well and which topics need more review.)
- Encourage your child to use the tools provided during lessons and to use scrap paper to work out math problems.
- Help your child identify and become familiar with the different parts of the student home page (“My Assignments”, “My Stuff”, “My Progress”).
- Encourage your child to take each lesson and question seriously. Emphasize “thinking before clicking”. (Just clicking through will not give teachers an accurate report of what your child knows and is able to do.
- Discuss your child’s results by looking at the “My Progress” box with him/her.
- Contact your child’s teacher about how often your child should practice at home, or with any other questions about *i-Ready*.

